

The New York State School Report Card

**Accountability
and Overview Report
2006 – 07**

School **ISLIP MIDDLE SCHOOL**
District **ISLIP UNION FREE SCHOOL
DISTRICT**
School ID **58-05-02-02-0004**
Principal **TIMOTHY MARTIN**
Telephone **(631) 859-2274**
Grades **6-8, US**

This School's Report Card

The New York State School Report Card is an important part of the Board of Regents effort to raise learning standards for all students. It provides information to the public on the school's status under the State and federal accountability systems, on student performance, and on other measures of school and district performance. Knowledge gained from the school report card on a school's strengths and weaknesses can be used to improve instruction and services to students.

State assessments are designed to help ensure that all students reach high learning standards. They show whether students are getting the knowledge and skills they need to succeed at the elementary, middle, and commencement levels and beyond. The State requires that students who are not making appropriate progress toward the standards receive academic intervention services.

For more information:

Office of Information and Reporting Services
New York State Education Department
Room 863 EBA
Albany, NY 12234
Email: RPTCARD@mail.nysed.gov

Use this report to:

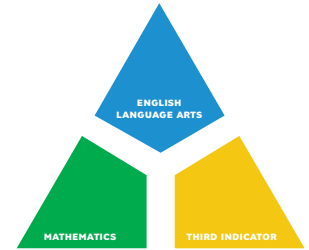
- 1 Get School Profile information.**
This section shows comprehensive data relevant to this school's learning environment.
- 2 Review School Accountability Status.**
This section indicates whether a school made adequate yearly progress (AYP) and identifies schools in need of improvement and subject to interventions under the federal No Child Left Behind Act as well as schools requiring academic progress and subject to interventions under Commissioner's Regulations.
- 3 Review an Overview of School Performance.**
This section has information about the school's performance on state assessments in English, mathematics, and science, and on high school graduation rate.

Intentionally Left Blank

Understanding How Accountability Works in New York State

The federal No Child Left Behind (NCLB) Act requires that states develop and report on measures of student proficiency in 1) English language arts (ELA), in 2) mathematics, and on 3) a third indicator. In New York State in 2006–07, the third indicator is science at the elementary/middle level and graduation rate at the secondary level. Schools or districts that meet predefined goals on these measures are making Adequate Yearly Progress (AYP).

For more information about accountability in New York State, visit: www.emsc.nysed.gov/irts/accountability/home.shtml



1 English Language Arts (ELA)

To make AYP in ELA, every accountability group must make AYP. For a group to make AYP, it must meet the participation *and* the performance criteria.

A Participation Criterion

At the elementary/middle level, 95 percent of Grades 3–8 students enrolled during the test administration period in each group with 40 or more students must be tested on the New York State Testing Program (NYSTP) in ELA or, if appropriate, the New York State English as a Second Language Achievement Test (NYSESLAT), or the New York State Alternate Assessment (NYSAA) in ELA. At the secondary level, 95 percent of seniors in 2006–07 in each accountability group with 40 or more students must have taken an English examination that meets the students' graduation requirement.

B Performance Criterion

At the elementary/middle level, the Performance Index (PI) of each group with 30 or more continuously enrolled tested students must equal or exceed its Effective Annual Measurable Objective (AMO) or the group must make Safe Harbor. (NYSESLAT is used only for participation.) At the secondary level, the PI of each group in the 2003 cohort with 30 or more members must equal or exceed its Effective AMO or the group must make Safe Harbor. To make Safe Harbor, the PI of the group must equal or exceed its Safe Harbor Target and the group must qualify for Safe Harbor using the third indicator, science or graduation rate.

2 Mathematics

The same criteria for making AYP in ELA apply to mathematics. At the elementary/middle level, the measures used to determine AYP are the NYSTP and the NYSAA in mathematics. At the secondary level, the measures are mathematics examinations that meet the students' graduation requirement.

3 Third Indicator

In addition to English language arts and mathematics, the school must also make AYP in a third area of achievement. This means meeting the criteria in science at the elementary/middle level and the criteria in graduation rate at the secondary level.

Elementary/Middle-Level Science: To make AYP, the All Students group must meet the participation criterion *and* the performance criterion.

A Participation Criterion

Eighty percent of students in Grades 4 and/or 8 enrolled during the test administration period in the All Students group, if it has 40 or more students, must be tested on an accountability measure. In Grade 4, the measures are the Grade 4 elementary-level science test and the Grade 4 NYSAA in science. In Grade 8 science, the measures are the Grade 8 middle-level science test, Regents science examinations, and the Grade 8 NYSAA in science.

B Performance Criterion

The PI of the All Students group must equal or exceed the State Science Standard (100) or the Science Progress Target.

Qualifying for Safe Harbor in Elementary/Middle-Level ELA and Math: To qualify, the PI must equal or exceed the State Science Standard or the Science Progress Target in elementary/middle-level science for that group.

Secondary-Level Graduation Rate: For a school to make AYP in graduation rate, the percent of students in the 2002 graduation-rate cohort in the All Students group earning a high school diploma by August 31, 2006 must equal or exceed the Graduation-Rate Standard (55%) or the Graduation-Rate Progress Target.

Qualifying for Safe Harbor in Secondary-Level ELA and Math: To qualify, the percent of the 2002 graduation-rate cohort earning a local diploma by August 31, 2006 must equal or exceed the Graduation-Rate Standard (55%) or the Graduation-Rate Progress Target for that group.

Useful Terms for Understanding Accountability

Accountability Cohort for English and Mathematics

The 2003 school accountability cohort consists of all students who first entered Grade 9 anywhere in the 2003–04 school year, and all ungraded students with disabilities who reached their seventeenth birthday in the 2003–04 school year, who were enrolled on October 4, 2006 and did not transfer to a diploma granting program. Students who earned a high school equivalency diploma or were enrolled in an approved high school equivalency preparation program on June 30, 2007, are not included in the 2003 school accountability cohort. The 2003 district accountability cohort consists of all students in each school accountability cohort plus students who transferred within the district after BEDS day plus students who were placed outside the district by the Committee on Special Education or district administrators and who met the other requirements for cohort membership. Cohort is defined in Section 100.2 (p) (16) of the Commissioner's Regulations.

Adequate Yearly Progress (AYP)

Adequate Yearly Progress (AYP) indicates satisfactory progress by a district or a school toward the goal of proficiency for all students.

Annual Measurable Objective (AMO)

The Annual Measurable Objective (AMO) is the Performance Index (PI) value that signifies that an accountability group is making satisfactory progress toward the goal that 100 percent of students will be proficient in the State's learning standards for English language arts and mathematics by 2013–14. The AMOs for each grade level will be increased as specified in CR100.2(p)(14) and will reach 200 in 2013–14. (See Effective AMO for further information.)

Continuously Enrolled Students

At the elementary/middle level, continuously enrolled students are those enrolled in the school or district on BEDS day (usually the first Wednesday in October) of the school year until the test administration period. At the secondary level, all students who meet the criteria for inclusion in the accountability cohort are considered to be continuously enrolled.

Effective Annual Measurable Objective (Effective AMO)

The Effective Annual Measurable Objective (Effective AMO) is the Performance Index (PI) value that each accountability group within a school or district is expected to achieve to make Adequate Yearly Progress (AYP). The Effective AMO is the lowest PI that an accountability group of a given size can achieve in a subject for the group's PI not to be considered significantly different from the AMO for that subject. If an accountability group's PI equals or exceeds the Effective AMO, it is considered to have made AYP. A more complete definition of Effective AMO and a table showing the PI values that each group size must equal or exceed to make AYP are available at www.emsc.nysed.gov/irts.

Graduation-Rate Cohort

This term is defined on the graduation-rate accountability page.

Performance Index (PI)

A Performance Index is a value from 0 to 200 that is assigned to an accountability group, indicating how that group performed on a required State test (or approved alternative) in English language arts, mathematics, or science. Student scores on the tests are converted to four performance levels, from Level 1 to Level 4. (See performance level definitions on the Overview Summary page.) At the elementary/middle level, the PI is calculated using the following equation:

$$100 \times \left[\frac{\text{Count of Continuously Enrolled Tested Students Performing at Levels 2, 3, and 4} + \text{Count at Levels 3 and 4}}{\text{Count of All Continuously Enrolled Tested Students}} \right]$$

At the secondary level, the PI is calculated using the following equation:

$$100 \times \left[\frac{\text{Count of Cohort Members Performing at Levels 2, 3, and 4} + \text{Count at Levels 3 and 4}}{\text{Count of All Cohort Members}} \right]$$

A list of tests used to measure student performance for accountability is available at www.emsc.nysed.gov/irts.

Progress Target

For accountability groups below the State Standard in science or graduation rate, the Progress Target is an alternate method for making Adequate Yearly Progress (AYP) or qualifying for Safe Harbor in English language arts and mathematics based on improvement over the previous year's performance.

Safe Harbor

Safe Harbor provides an alternate means to demonstrate Adequate Yearly Progress (AYP) for accountability groups that do not achieve their Effective Annual Measurable Objectives (AMOs) in English or mathematics.

Safe Harbor Targets

The 2006–07 safe harbor targets were calculated using the following equation:

$$2005-06 \text{ PI} + (200 - \text{the } 2005-06 \text{ PI}) \times 0.10$$

Science Progress Target

The elementary/middle-level 2006–07 Science Progress Target is calculated by adding one point to the 2005–06 PI. The 2007–08 Science Progress Target is calculated by adding one point to the 2006–07 PI. The 2006–07 target is provided for groups whose PI was below the State Science Standard in 2006–07.

Science Standard

The criterion value that represents a minimally satisfactory performance in science. In 2006–07, the State Science Standard at the elementary/middle level is a Performance Index (PI) of 100. The Commissioner may raise the State Science Standard at his discretion in future years.

Understanding Your School Accountability Status

The list below defines the school status categories applied to each accountability measure under New York State's accountability system, which is divided into a Federal Title I component and a State component. Accountability measures for schools at the elementary/middle level are English language arts (ELA), mathematics, and science; at the secondary level, they are ELA, mathematics, and graduation rate. A school may be assigned a different status for different accountability measures. The overall status of a school is the status assigned to the school for the accountability measure with the most advanced designation in the hierarchy. If the school receives Title I funds, it is the most advanced designation in the Title I hierarchy, unless the school is in good standing under Title I but identified as SRAP under the State hierarchy. A school that does not receive Title I funding in a school year does not have a federal status in that year; however, all schools (except charter schools) receive a state status even if they do not receive Title I funding. Schools in improvement status under Title I must provide school choice for their students; those in need of improvement in year 2 and beyond must also provide Supplemental Education Services to eligible students. Other consequences for schools not in good standing can be found at: www.emsc.nysed.gov/irts/school-accountability/about.shtml.

Federal Title I Status

(Applies to all New York State schools receiving Title I funds)

▲ School in Good Standing

■ A school is considered to be in good standing if it has not been identified as a School in Need of Improvement, in Corrective Action, Planning for Restructuring, Restructuring, Requiring Academic Progress, or as a School Under Registration Review.

▲ School in Need of Improvement (Year 1)

■ A school that has not made AYP on the same accountability measure for two consecutive years while receiving Title I funds is considered a School in Need of Improvement (Year 1) for the following year.

▲ School in Need of Improvement (Year 2)

■ A School in Need of Improvement (Year 1) that does not make AYP on the accountability measure for which it was identified is considered a School in Need of Improvement (Year 2) for the following year, if it continues to receive Title I funds.

▲ School in Corrective Action

■ A School in Need of Improvement (Year 2) that does not make AYP on the accountability measure for which it was identified is considered a School in Corrective Action for the following year, if it continues to receive Title I funds.

▲ School Planning for Restructuring

■ A School in Corrective Action that does not make AYP on the accountability measure for which it was identified is considered a School Planning for Restructuring for the following year, if it continues to receive Title I funds.

▲ School Restructuring (Year 1)

■ A School Planning for Restructuring that does not make AYP on the accountability measure for which it was identified is considered a School Restructuring (Year 1) for the following year, if it continues to receive Title I funds.

▲ School Restructuring (Year 2 and above)

■ A School Restructuring (Year 1 and above) that does not make AYP on the accountability measure for which it was identified is considered a School Restructuring (Year 2 and above) for the following year, if it continues to receive Title I funds.

New York State Status

(Applies to all New York State public schools except charter schools)

■ School Requiring Academic Progress (Year 1)

■ A school that has not made AYP on the same accountability measure for two consecutive years is considered a School Requiring Academic Progress (Year 1) for the following year.

■ School Requiring Academic Progress (Year 2)

■ A School Requiring Academic Progress (Year 1) that does not make AYP on the accountability measure for which it was identified is considered a School Requiring Academic Progress (Year 2) for the following year.

■ School Requiring Academic Progress (Year 3)

■ A School Requiring Academic Progress (Year 2) that does not make AYP on the accountability measure for which it was identified is considered a School Requiring Academic Progress (Year 3) for the following year.

■ School Requiring Academic Progress (Year 4)

■ A School Requiring Academic Progress (Year 3) that does not make AYP on the accountability measure for which it was identified is considered a School Requiring Academic Progress (Year 4) for the following year.

■ School Requiring Academic Progress (Year 5 and above)

■ A School Requiring Academic Progress (Year 4 and above) that does not make AYP on the accountability measure for which it was identified is considered a School Requiring Academic Progress (Year 5 and above) for the following year.

Pending – A school's status is "Pending" if the school requires special evaluation procedures and they have not yet been completed.

School **ISLIP MIDDLE SCHOOL**
School ID **58-05-02-02-0004**

District **ISLIP UNION FREE SCHOOL DISTRICT**

Summary

Overall Accountability Status (2007–08)

▲ Good Standing

Elementary/Middle Level

ELA ▲ Good Standing

Math ▲ Good Standing

Science ▲ Good Standing

Secondary Level

ELA

Math

Graduation Rate

Title I Part A Funding

Years the School Received Title I Part A Funding

2005–06

2006–07

2007–08

YES

YES

YES

On which accountability measures did this school make Adequate Yearly Progress (AYP) and which groups made AYP on each measure?

Student Groups	Elementary/Middle Level			Secondary Level		
	English			English		
	Language Arts	Mathematics	Science	Language Arts	Mathematics	Graduation Rate
All Students	✓	✓	✓			
Ethnicity						
American Indian or Alaska Native						
Black or African American	✓	✓				
Hispanic or Latino	✓	✓				
Asian or Native Hawaiian/Other Pacific Islander	✓	✓				
White	✓	✓				
Multiracial						
Other Groups						
Students with Disabilities	✓ ^{SH}	✓				
Limited English Proficient	—	—				
Economically Disadvantaged	✓	✓				
Student groups making AYP in each subject	✓ 7 of 7	✓ 7 of 7	✓ 1 of 1			

AYP Status

- ✓ Made AYP
- ✓^{SH} Made AYP Using Safe Harbor Target
- ✗ Did Not Make AYP
- Insufficient Number of Students to Determine AYP Status

Accountability Status Levels

Federal

- Good Standing ▲
- Improvement (Year 1) ▲
- Improvement (Year 2) ▲
- Corrective Action ▲
- Planning for Restructuring ▲
- Restructuring (Year 1) ▲
- Restructuring (Year 2 & Above) ▲

State


- Good Standing
- Requiring Academic Progress (Year 1)
- Requiring Academic Progress (Year 2)
- Requiring Academic Progress (Year 3)
- Requiring Academic Progress (Year 4)
- Requiring Academic Progress (Year 5 & Above)


Pending – Requires Special Evaluation

School **ISLIP MIDDLE SCHOOL**
School ID **58-05-02-02-0004**

District **ISLIP UNION FREE SCHOOL DISTRICT**






















Elementary/Middle-Level English Language Arts

Accountability Status  Good Standing
for This Subject
(2007-08)

Accountability Measures 7 of 7 Student groups making AYP in English Language Arts
 Made AYP

Prospective Status This school will be in good standing in 2008-09. [101]




How did students in each accountability group perform on elementary/middle-level English Language Arts accountability measures?

Student Group (Total: Continuous Enrollment) ¹	AYP	Participation ²		Test Performance ³		Performance Objectives	
	Status	Met Criterion	Percentage Tested	Met Criterion	Performance Index	Effective AMO	Safe Harbor Target 2006-07 2007-08
All Students (849:833)			100%		172	118	
Ethnicity							
American Indian or Alaska Native (0:0)							
Black or African American (39:37)		—	—		165	106	
Hispanic or Latino (96:94)			100%		156	112	
Asian or Native Hawaiian/Other Pacific Islander (46:40)			100%		160	107	
White (668:662)			100%		175	118	
Multiracial (0:0)							
Other Groups							
Students with Disabilities ⁴ (83:80)	 SH		100%	 SH	109	111	95 118
Limited English Proficient ⁵ (17:12)	—	—	—	—	—	—	—
Economically Disadvantaged (146:139)			100%		155	113	
Final AYP Determination	 7 of 7						

NOTES

- These data show the count of students enrolled during the test administration period (used for Participation) followed by the count of continuously enrolled tested students (used for Performance). For accountability calculations, students who were excused from testing for medical reasons are not included in the enrollment count.
 - Groups with fewer than 40 students enrolled during the test administration period are not required to meet the participation criterion. If the participation rate of a group fell below 95 percent in 2006-07, the enrollment shown is the sum of 2005-06 and 2006-07 enrollments and the percent tested is the weighted average of the participation rates over those two years.
 - For schools with fewer than 30 continuously enrolled tested students in the All Students group in 2006-07, data for 2005-06 and 2006-07 were combined to determine counts and PIs. For schools with 30 or more continuously enrolled tested students in the All Students group in 2006-07, student groups with fewer than 30 continuously enrolled tested students are not required to meet the performance criterion.
 - If the school failed to make AYP solely because of the performance of students with disabilities, met the 95% participation requirement for this group, and would meet or exceed the AMO for this subject if 34 points were added to the PI, then the school is considered to have made AYP for students with disabilities.
 - If the count of LEP students is equal to or greater than 30, former LEP students are also included in the performance calculations.
- ‡ This student group did not make AYP in science; therefore, it did not qualify for Safe Harbor.


AYP Status


-  Made AYP
-  Made AYP Using Safe Harbor Target
-  Did Not Make AYP
- Insufficient Number of Students to Determine AYP Status

School **ISLIP MIDDLE SCHOOL**
School ID **58-05-02-02-0004**

District **ISLIP UNION FREE SCHOOL DISTRICT**






















Elementary/Middle-Level Mathematics

Accountability Status  Good Standing
for This Subject
(2007-08)

Accountability Measures 7 of 7 Student groups making AYP in Mathematics
 Made AYP

Prospective Status This school will be in good standing in 2008-09. [101]




How did students in each accountability group perform on elementary/middle-level Mathematics accountability measures?

Student Group (Total: Continuous Enrollment) ¹	AYP	Participation ²		Test Performance ³		Performance Objectives	
	Status	Met Criterion	Percentage Tested	Met Criterion	Performance Index	Effective AMO	Safe Harbor Target 2006-07 2007-08
All Students (854:832)			100%		183	82	
Ethnicity							
American Indian or Alaska Native (0:0)							
Black or African American (39:36)		—	—		181	70	
Hispanic or Latino (98:95)			100%		173	76	
Asian or Native Hawaiian/Other Pacific Islander (46:41)			100%		185	71	
White (671:660)			100%		184	82	
Multiracial (0:0)							
Other Groups							
Students with Disabilities ⁴ (84:79)			100%		118	75	
Limited English Proficient ⁵ (17:14)	—	—	—	—	—	—	—
Economically Disadvantaged (150:138)			100%		178	77	
Final AYP Determination	 7 of 7						

NOTES

- ¹ These data show the count of students enrolled during the test administration period (used for Participation) followed by the count of continuously enrolled tested students (used for Performance). For accountability calculations, students who were excused from testing for medical reasons are not included in the enrollment count.
 - ² Groups with fewer than 40 students enrolled during the test administration period are not required to meet the participation criterion. If the participation rate of a group fell below 95 percent in 2006-07, the enrollment shown is the sum of 2005-06 and 2006-07 enrollments and the percent tested is the weighted average of the participation rates over those two years.
 - ³ For schools with fewer than 30 continuously enrolled tested students in the All Students group in 2006-07, data for 2005-06 and 2006-07 were combined to determine counts and PIs. For schools with 30 or more continuously enrolled students in the All Students group in 2006-07, student groups with fewer than 30 continuously enrolled tested students are not required to meet the performance criterion.
 - ⁴ If the school failed to make AYP solely because of the performance of students with disabilities, met the 95% participation requirement for this group, and would meet or exceed the AMO for this subject if 34 points were added to the PI, then the school is considered to have made AYP for students with disabilities.
 - ⁵ If the count of LEP students is equal to or greater than 30, former LEP students are also included in the performance calculations.
- ‡ This student group did not make AYP in science; therefore, it did not qualify for Safe Harbor.

AYP Status


-  Made AYP
-  Made AYP Using Safe Harbor Target
-  Did Not Make AYP
- Insufficient Number of Students to Determine AYP Status

School **ISLIP MIDDLE SCHOOL**
School ID **58-05-02-02-0004**

District **ISLIP UNION FREE SCHOOL DISTRICT**










Elementary/Middle-Level Science

Accountability Status  Good Standing
for This Subject
(2007-08)

Accountability Measures 1 of 1 Student groups making AYP in Science
 Made AYP

Prospective Status This school will be in good standing in 2008-09. [101]




How did students in each accountability group perform on elementary/middle-level science accountability measures?

Student Group (Total: Continuous Enrollment) ¹	AYP		Participation ²		Test Performance ³		Performance Objectives	
	Status	Safe Harbor Qualification	Met Criterion	Percentage Tested	Met Criterion	Performance Index	State Standard	Progress Target 2006-07 2007-08
All Students (275:270)		Qualified		100%		197	100	
Ethnicity								
American Indian or Alaska Native (0:0)								
Black or African American (14:13)	-		-	-	-	-	-	-
Hispanic or Latino (33:32)	-		-	-		194	100	
Asian or Native Hawaiian/Other Pacific Islander (13:11)	-		-	-	-	-	-	-
White (215:214)		Qualified		100%		197	100	
Multiracial (0:0)								
Other Groups								
Students with Disabilities (23:23)	-		-	-	-	-	-	-
Limited English Proficient ⁴ (2:2)	-		-	-	-	-	-	-
Economically Disadvantaged (46:44)		Qualified		100%		198	100	
Final AYP Determination		1 of 1						

NOTES

- These data show the count of students enrolled during the test administration period (used for Participation) followed by the count of continuously enrolled tested students (used for Performance). For accountability calculations, students who were excused from testing for medical reasons are not included in the enrollment count.
- Groups with fewer than 40 students enrolled during the test administration period are not required to meet the participation criterion. If the participation rate of a group fell below 80 percent in 2006-07, the enrollment shown is the sum of 2005-06 and 2006-07 enrollments and the percent tested is the weighted average of the participation rates over those two years.
- Groups with fewer than 30 continuously enrolled tested students are not required to meet the performance criterion. For schools with fewer than 30 continuously enrolled tested students in 2006-07, data for 2005-06 and 2006-07 were combined to determine counts and performance indices.
- If the count of LEP students is equal to or greater than 30, former LEP students are also included in the performance calculations.

AYP Status

-  Made AYP
-  Made AYP Using Safe Harbor Target
-  Did Not Make AYP
- Insufficient Number of Students to Determine AYP Status

Intentionally Left Blank